

- Museum Hours
- Admission

9:30 am to 5 pm (admission until 4:30 pm)

Type	Category	Museum and Planetarium	Museum Only
Admission fees (one admission, one day only)	Adults	800 yen	400 yen
	College & high school students	500 yen	200 yen
	Groups	30 or more = 10% discount, 100 or more = 20% discount.	
Frequent visitor pass (valid for one year)	Adults	3,200 yen	1,600 yen
	College & high school students	2,000 yen	800 yen

- * Junior high school students and under free.
- * College and high school students please present ID.
- * Special exhibits may require additional fees.

- Museum Holidays

Every Monday
(or the weekday after if a public holiday)
The 3rd Friday of every month
(or the 4th Friday if a public holiday)
The New Year's holiday

- Directions

Please use public transportation.



- By subway : take the Higashiyama or Tsurumai lines to "Fushimi station", walk 5 min. south from exit 4 or 5.
- By city bus : get off at "Hirokoji Fushimi", walk 5 min. south.
- By Meitetsu bus: get off at Shirakawa koen-mae, walk 5 min. north.

Website: <http://www.ncsm.city.nagoya.jp/>



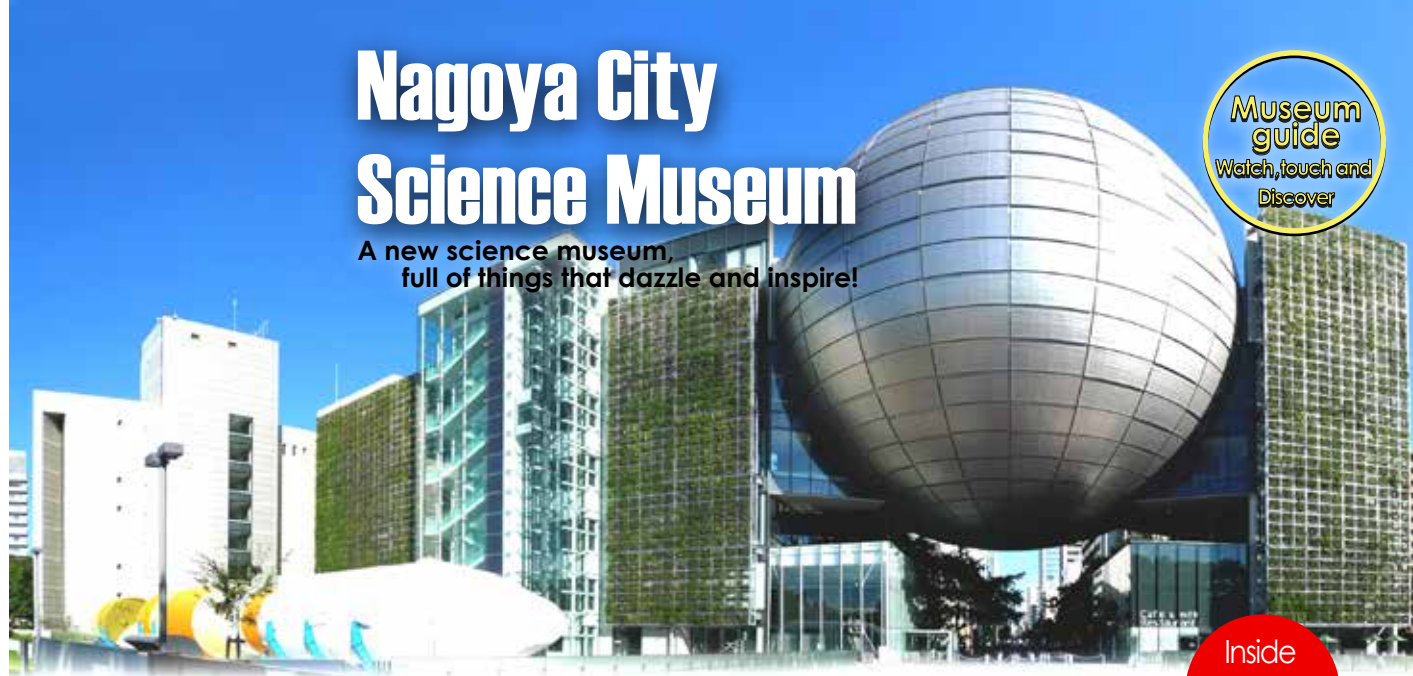
17-1, Sakae 2-chome, Naka-ku, Nagoya, 460-0008 Japan
Tel.: 052-201-4486 FAX: (052) 203-0788

Group reservations Tel.: (052) 231-9771


This paper is printed on recycled paper, including recycled pulp.

Nagoya City Science Museum

A new science museum,
full of things that dazzle and inspire!



Inside diameter of 35 m!



Featuring the world's largest dome screen



Planetarium




Experience the wonders of nature
Large exhibits
New knowledge starts with curiosity!
Permanent exhibitions



Watch, touch and Discover



① Electrical discharge simulator



② Large water circulation simulator



③ -30°C room



④ Man-made, 9-m-tall tornado


Where will you start?

We do fun demonstrations at exhibits every day!

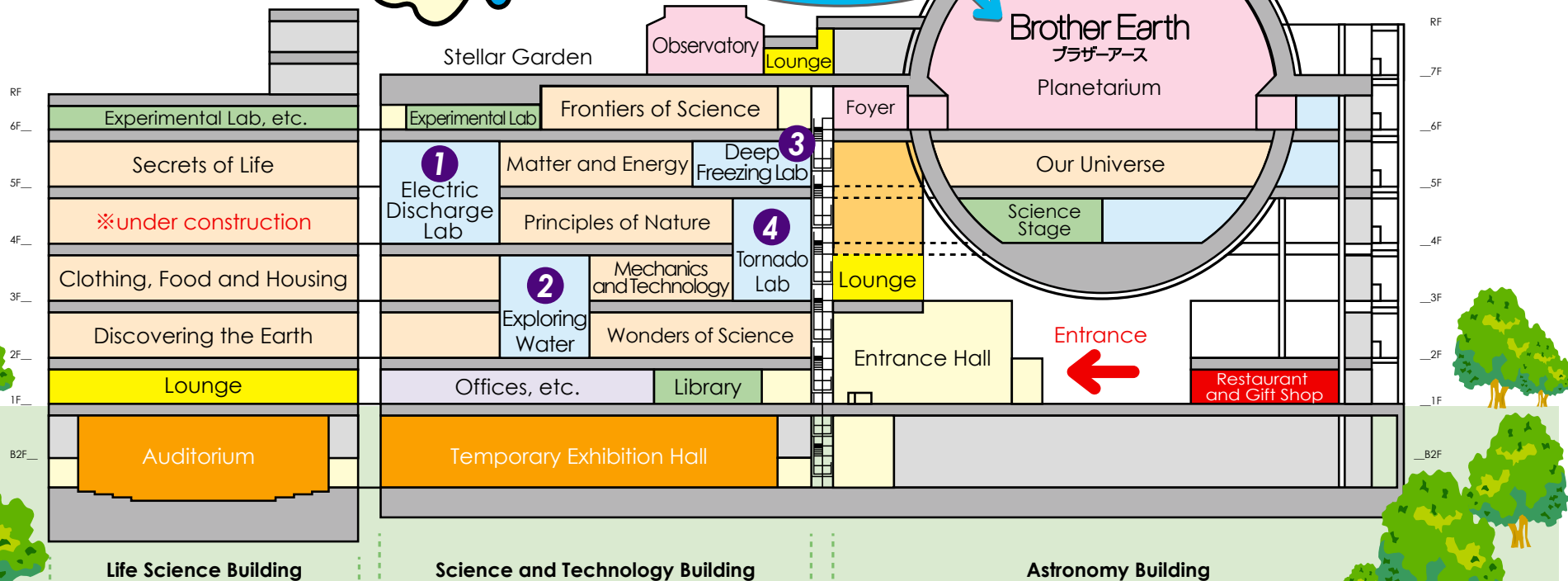
【★Family Hour】 Family-friendly program in which lower grade students or preschoolers can easily understand.

* Description is only Japanese.

* Shows may be subject to cancellation.



The planetarium on 6F can be reached by either escalator or elevator.



* English explanation of exhibits are available on information Kiosks on each floor.